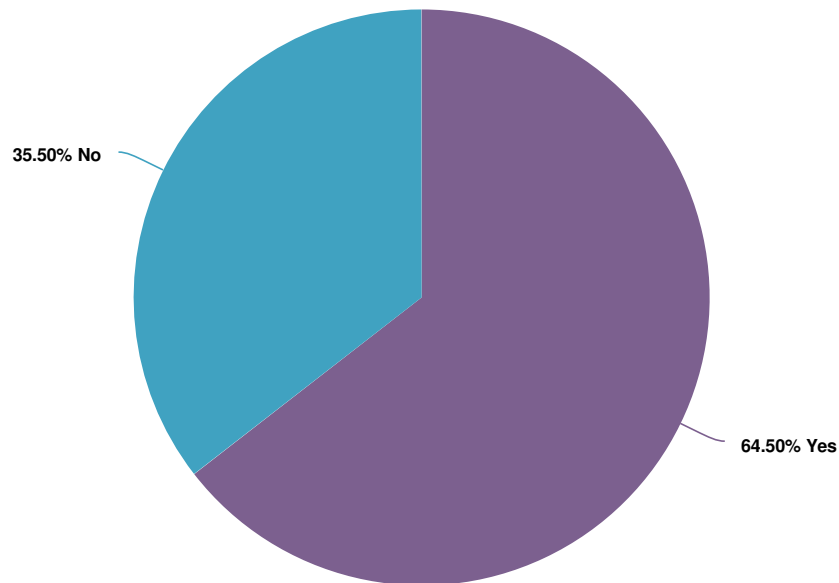


This report is filtered

Only show: Question "What is your identification code? (your advisor will have given you a five character code in their email to you)" #6 is exactly equal to "NF101"

Report for Brilliant Residential: Autumn 2016 survey

1. Did your pupils participate in a residential during summer term 2016? By 'a residential' we mean a school trip with an overnight stay



Value	Percent	Responses
Yes	64.5%	60
No	35.5%	33

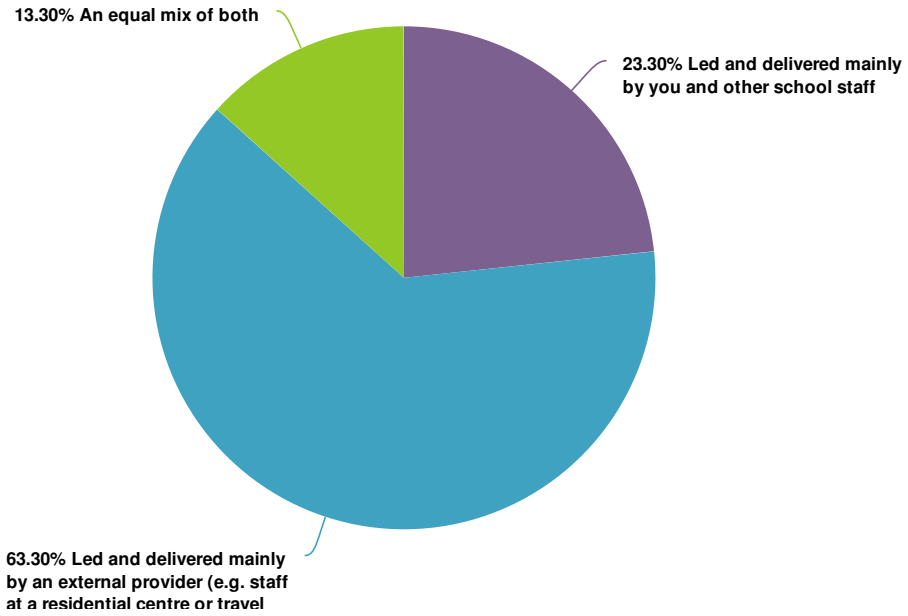
Total: 93

2. With reference to a residential that your pupils participated in during summer term 2015-16, to what extent do you agree with the following statements. If your pupils participated in more than one residential, please answer with reference to the most recent one.

	Strongly disagree	Disagree	Somewhat disagree	Neither agree nor disagree	Somewhat agree	Agree	Strongly agree	Not sure	Responses
I was actively involved in planning and delivering the residential Count Column %	4 10.5%	2 4.7%	4 13.8%	3 7.1%	7 7.8%	21 13.2%	19 10.1%	0 0.0%	
The residential was planned with clear learning objectives Count Column %	5 13.2%	0 0.0%	0 0.0%	1 2.4%	2 2.2%	20 12.6%	32 16.9%	0 0.0%	
My pupils helped design the residential Count Column %	4 10.5%	18 41.9%	6 20.7%	10 23.8%	18 20.0%	2 1.3%	2 1.1%	0 0.0%	
There were clear links between the residential and our school curriculum Count Column %	3 7.9%	2 4.7%	2 6.9%	2 4.8%	13 14.4%	17 10.7%	20 10.6%	1 11.1%	
All my pupils could afford to participate in the residential Count Column %	4 10.5%	12 27.9%	10 34.5%	4 9.5%	13 14.4%	9 5.7%	7 3.7%	1 11.1%	
The residential was planned in a way that met my pupils' abilities and learning needs Count Column %	3 7.9%	0 0.0%	0 0.0%	0 0.0%	1 1.1%	21 13.2%	33 17.5%	1 11.1%	

	Strongly disagree	Disagree	Somewhat disagree	Neither agree nor disagree	Somewhat agree	Agree	Strongly agree	Not sure	Responses
The residential was linked to an ongoing and progressive programme of other school activities Count Column %	4 10.5%	3 7.0%	2 6.9%	11 26.2%	12 13.3%	14 8.8%	14 7.4%	0 0.0%	
The residential was designed to provide opportunities for students and staff to build collaborative relationships Count Column %	3 7.9%	1 2.3%	0 0.0%	1 2.4%	4 4.4%	11 6.9%	38 20.1%	2 22.2%	
After the residential, I used a structured approach to evaluate its success Count Column %	4 10.5%	4 9.3%	4 13.8%	7 16.7%	7 7.8%	25 15.7%	8 4.2%	1 11.1%	
After the residential we revisited and built on what pupils had learned Count Column %	4 10.5%	1 2.3%	1 3.4%	3 7.1%	13 14.4%	19 11.9%	16 8.5%	3 33.3%	
Total	6.3%	7.2%	4.8%	7.0%	15.0%	26.5%	31.6%	1.5%	100.0%

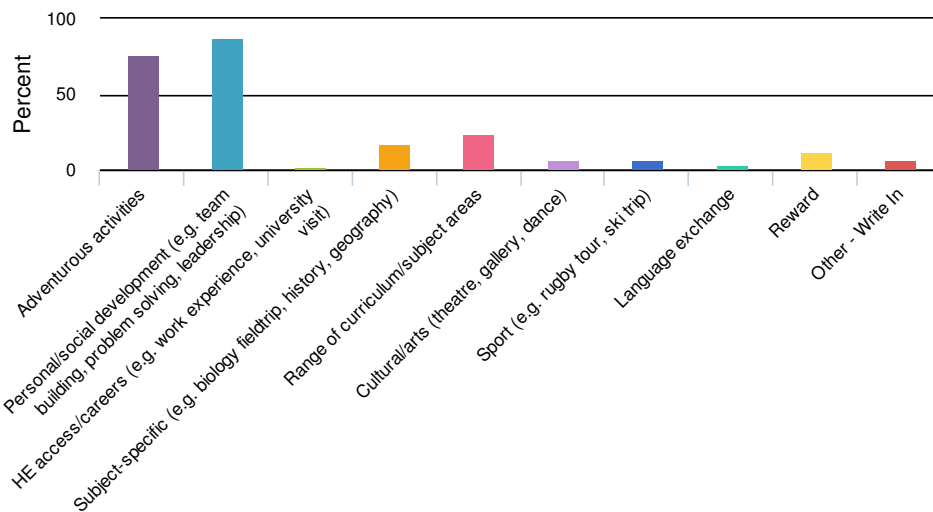
3. Was your residential:













Value	Percent	Responses
Led and delivered mainly by you and other school staff	23.3%	14
Led and delivered mainly by an external provider (e.g. staff at a residential centre or travel company)	63.3%	38
An equal mix of both	13.3%	8

Total: 60

4. What was the main purpose of your residential (tick all that apply)



Value		Percent	Responses
Adventurous activities		76.7%	46
Personal/social development (e.g. team building, problem solving, leadership)		86.7%	52
HE access/careers (e.g. work experience, university visit)		1.7%	1
Subject-specific (e.g. biology fieldtrip, history, geography)		16.7%	10
Range of curriculum/subject areas		23.3%	14
Cultural/arts (theatre, gallery, dance)		6.7%	4
Sport (e.g. rugby tour, ski trip)		6.7%	4
Language exchange		3.3%	2
Reward		11.7%	7
Other - Write In		6.7%	4